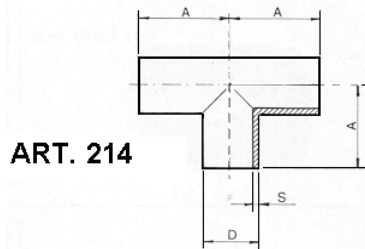
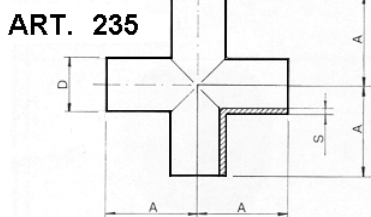


**RACCORDI DA MANDRINARE**  
 RICAVATI DA TUBO "TET" LUCIDO IN AISI 304 - 316





ART. 214



ART. 235

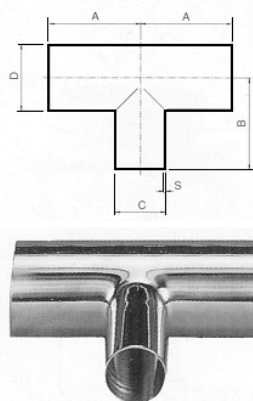
| Dimensioni<br>DIN | DN     | D    | S    | A   |
|-------------------|--------|------|------|-----|
|                   | 25     | 28   | 1,5  | 50  |
| 32                | 34     | 1,5  | 56   |     |
| 40                | 40     | 1,5  | 67   |     |
| 50                | 52     | 1,5  | 72   |     |
| 65                | 70     | 2,00 | 85   |     |
| 80                | 80-83  | 2,00 | 120  |     |
| 90                | 88,9   | 2,00 | 120  |     |
| 100               | 101,6  | 2,00 | 120  |     |
| Dimensioni<br>SMS | 1"     | 25,4 | 1,5  | 75  |
|                   | 1 1/2" | 38,2 | 1,5  | 90  |
|                   | 2"     | 50,8 | 1,5  | 100 |
|                   | 2 1/2" | 63,5 | 1,50 | 115 |
|                   | 3"     | 76,1 | 2,00 | 130 |

Pezzo a T a mandrinare  
per industrie alimentari



Croce a mandrinare  
per industrie alimentari

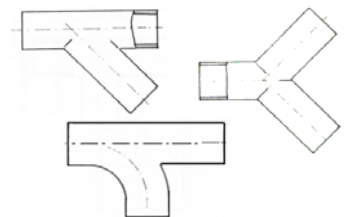
| DN     | A    | B    | C  | D     | S     |
|--------|------|------|----|-------|-------|
| 32/25  | 56   | 61   | 28 | 34    | 1,5   |
| 40/25  | 67   | 56   | 28 | 40    | 1,5   |
| 40/32  | 67   | 65   | 34 | 40    | 1,5   |
| 50/25  | 72,5 | 64,5 | 28 | 52    | 1,5   |
| 50/32  | 72,5 | 82   | 34 | 52    | 1,5   |
| 50/40  | 72,5 | 76   | 40 | 52    | 1,5   |
| 65/32  | 85   | 82   | 34 | 70    | 2/1,5 |
| 65/40  | 85   | 85   | 40 | 70    | 2/1,5 |
| 65/50  | 85   | 85   | 52 | 70    | 2/1,5 |
| 80/40  | 97,5 | 99   | 40 | 85    | 2/1,5 |
| 80/50  | 97,5 | 92,5 | 52 | 85    | 2/1,5 |
| 80/65  | 97,5 | 92,5 | 70 | 85    | 2     |
| 100/50 | 150  |      | 52 | 101,6 | 2     |
| 100/65 | 150  | 167  | 70 | 101,6 | 2     |
| 100/80 | 150  |      | 85 | 101,6 | 2     |



ART. 238

TEE A MANDRINARE RIDOTTO

A richiesta pezzi speciali  
a mandrinare  
misure DIN - SMS



MANDRINI PER TUBI ALIMENTARI

| SIGLA    | TUBO   |             |
|----------|--------|-------------|
|          | Øe. mm | Øi. min. mm |
| DIN. 25  | 28     | 26          |
| DIN. 32  | 34     | 32          |
| DIN. 40  | 40     | 38          |
| DIN. 50  | 52     | 50          |
| DIN. 60  | 60     | 57          |
| DIN. 65  | 70     | 66          |
| DIN. 80  | 85     | 81          |
| DIN. 90  | 93     | 89          |
| DIN. 100 | 106    | 101         |





ART. RD 218

| SIGLA      | TUBO   |        |
|------------|--------|--------|
|            | Øe. mm | Øi. mm |
| BS. 1"     | 25,4   | 22,9   |
| BS. 1 1/2" | 38,1   | 35,6   |
| BS. 2"     | 50,8   | 48,3   |
| BS. 2 1/2" | 63,5   | 60,5   |
| BS. 3"     | 76,2   | 73,2   |
| BS. 3 1/2" | 88,9   | 84,9   |
| BS. 4"     | 101,6  | 97,6   |



ART. RD 301

ART. RD 303



ART. RD 305