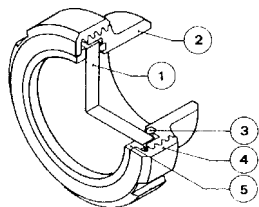
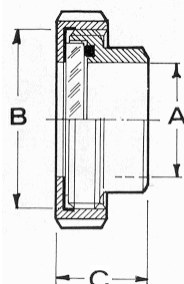


SPECOLE E PASSAGGI VISIVI

ART. 301 - SPECOLA PIANA DA SALDARE IN AISI 304 - 316



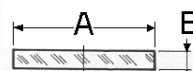
- 1. DISCO IN VETRO TEMPERATO
- 2. RACC. FEMMINA A.304-316
- 3. GUARNIZIONE GOMMA VITON - SILICONE
- 4. GIRELLO AISI 304
- 5. GUARNIZIONE PTFE



DN	A	B	C
25	26	52x1/8"	37
32	32	58x1/8"	40
40	38	65x1/8"	41
50	50	78x1/8"	43
65	66	95x1/8"	49
80	78	110x1/4"	54
90	85	120x1/4"	52
100	98	130x1/4"	63
125	125	160x1/4"	57
150	150	190x1/4"	65


DMENSIONI DEI DISCHI IN VETRO TEMPERATO

DN	B	A
25	9±10	43
32	9±10	49
40	9±10	56
50	9±10	68
65	10±12	84
80	10±12	99
90	12±13	109
100	12±13	118
125	12±13	145
150	15	175




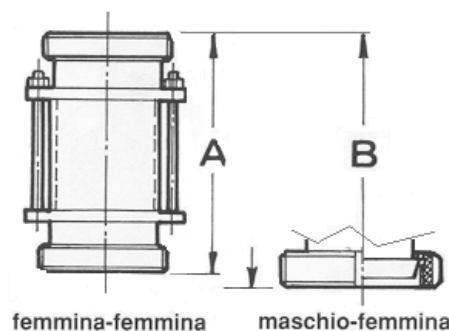
ART. VC 437 PASSAGGIO VISIVO SERIE "DIN" DI LINEA IN AISI 304 - 316 CON VETRO IN PYREX.

A RICHIESTA: attacchi GAS (439) - MORSETTO (0891) - CLAMP (444) - A SALDARE (436)



GUARNIZIONI IN EPDM - SILICONE - VITON

DN	A	B
25	148	135
32	163	153
40	175	166
50	178	171
65	217	207
80	232	222
90	242	233
100	270	259
125		
150		



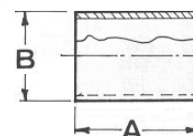
ATTACCHI A MORSETTO DA DN 40 A DN 120

ATTACCHI FILETTATI GAS DA 3/4" A 4"



ART. 324

VETRI PIREX DI RICAMBIO PER ART. 300 - MISURE FORNIBILI



DN	25	32	40	50	60	65	80	100	125	150
A x B	30x70 32x70	38x70 40x85	44x80 50x95	60x80 60x100	70x120	75x120 80x120	90x120 90x130	110x120 115x150	140x120	160x120